

**COUNTY OF RIVERSIDE,
CALIFORNIA**


**SINGLE AUDIT REPORT
(UNIFORM GUIDANCE)**

**FOR THE YEAR ENDED
JUNE 30, 2019**

**COUNTY OF RIVERSIDE, CALIFORNIA
 SINGLE AUDIT REPORT
 (UNIFORM GUIDANCE)
 FOR THE YEAR ENDED JUNE 30, 2019**

TABLE OF CONTENTS

	<u>Page</u>
Independent Auditor’s Report on Internal Control Over Financial Reporting and on Compliance and Other Matters Based on an Audit of Financial Statements Performed in Accordance with <i>Government Auditing Standards</i>	1
Independent Auditor’s Report on Compliance for Each Major Program and on Internal Control Over Compliance and Schedule of Expenditures and Federal Awards Required by the Uniform Guidance, Supplemental Schedule of California Office of Emergency Services (CalOES) Grants, and Supplemental Schedule of California State Department of Aging Grants	3
Schedule of Expenditures of Federal Awards.....	6
Note to Schedule of Expenditures of Federal Awards	11
Schedule of Findings and Questioned Costs	
I. Summary of Auditor’s Results.....	12
II. Financial Statement Findings.....	12
III. Federal Award Findings and Questioned Costs	12
Schedule of Prior Year Audit Findings and Questioned Costs	13
Supplemental Schedule of California Office of Emergency Services (CalOES) Grants.....	14
Supplemental Programs Schedule for Office on Aging State Department of Aging Grants	16



BROWN ARMSTRONG

Certified Public Accountants

INDEPENDENT AUDITOR'S REPORT ON INTERNAL CONTROL OVER FINANCIAL REPORTING AND ON COMPLIANCE AND OTHER MATTERS BASED ON AN AUDIT OF FINANCIAL STATEMENTS PERFORMED IN ACCORDANCE WITH GOVERNMENT AUDITING STANDARDS

Board of Supervisors
County of Riverside, California

BAKERSFIELD OFFICE (MAIN OFFICE)

4200 TRUXTUN AVENUE
SUITE 300
BAKERSFIELD, CA 93309
TEL 661.324.4971
FAX 661.324.4997
EMAIL info@bacpas.com

FRESNO OFFICE

10 RIVER PARK PLACE EAST
SUITE 208
FRESNO, CA 93720
TEL 559.476.3592

STOCKTON OFFICE

1919 GRAND CANAL BLVD
SUITE C6
STOCKTON, CA 95207
TEL 888.565.1040

WWW.BACPAS.COM

We have audited, in accordance with the auditing standards generally accepted in the United States of America and the standards applicable to financial audits contained in *Government Auditing Standards* issued by the Comptroller General of the United States, the financial statements of the governmental activities, the business-type activities, each major fund, and the aggregate remaining fund information of the County of Riverside, California (the County), as of and for the year ended June 30, 2019, and the related notes to the financial statements, which collectively comprise the County's basic financial statements and have issued our report thereon dated December 12, 2019.

Other auditors audited the financial statements of the Riverside County Flood Control and Water Conservation District, the Housing Authority of the County of Riverside, Riverside County Regional Park and Open-Space District, Perris Valley Cemetery District, Riverside County Redevelopment Successor Agency, and the Children and Families Commission of Riverside County, as described in our report on the County's financial statements. This report does not include the results of the other auditors' testing of internal control over financial reporting or compliance and other matters that are reported on separately by those auditors.

Internal Control Over Financial Reporting

In planning and performing our audit of the financial statements, we considered the County's internal control over financial reporting (internal control) to determine the audit procedures that are appropriate in the circumstances for the purpose of expressing our opinions on the financial statements, but not for the purpose of expressing an opinion on the effectiveness of the County's internal control. Accordingly, we do not express an opinion on the effectiveness of the County's internal control.

A *deficiency in internal control* exists when the design or operation of a control does not allow management or employees, in the normal course of performing their assigned functions, to prevent, or detect and correct, misstatements on a timely basis. A *material weakness* is a deficiency, or a combination of deficiencies, in internal control such that there is a reasonable possibility that a material misstatement of the entity's financial statements will not be prevented, or detected and corrected on a timely basis. A *significant deficiency* is a deficiency, or a combination of deficiencies, in internal control that is less severe than a material weakness, yet important enough to merit attention by those charged with governance.

Our consideration of internal control was for the limited purpose described in the first paragraph of this section and was not designed to identify all deficiencies in internal control that might be material weaknesses or significant deficiencies. Given these limitations, during our audit we did not identify any deficiencies in internal control that we consider to be material weaknesses. However, material weaknesses may exist that have not been identified.


Compliance and Other Matters

As part of obtaining reasonable assurance about whether the County's financial statements are free from material misstatement, we performed tests of its compliance with certain provisions of laws, regulations, contracts, and grant agreements, noncompliance with which could have a direct and material effect on the determination of financial statement amounts. However, providing an opinion on compliance with those provisions was not an objective of our audit and, accordingly, we do not express such an opinion. The results of our tests disclosed no instances of noncompliance or other matters that are required to be reported under *Government Auditing Standards*.


Purpose of this Report

The purpose of this report is solely to describe the scope of our testing of internal control and compliance and the results of that testing, and not to provide an opinion on the effectiveness of the County's internal control or on compliance. This report is an integral part of an audit performed in accordance with *Government Auditing Standards* in considering the County's internal control and compliance. Accordingly, this communication is not suitable for any other purpose.

BROWN ARMSTRONG
ACCOUNTANCY CORPORATION

A handwritten signature in blue ink that reads "Brown Armstrong Accountancy Corporation". The signature is written in a cursive style and is positioned below the printed name of the company.

Bakersfield, California
December 12, 2019



BROWN ARMSTRONG

Certified Public Accountants

INDEPENDENT AUDITOR'S REPORT ON COMPLIANCE FOR EACH MAJOR PROGRAM AND ON INTERNAL CONTROL OVER COMPLIANCE AND SCHEDULE OF EXPENDITURES OF FEDERAL AWARDS REQUIRED BY THE UNIFORM GUIDANCE, SUPPLEMENTAL SCHEDULE OF CALIFORNIA OFFICE OF EMERGENCY SERVICES (CALOES) GRANTS, AND SUPPLEMENTAL SCHEDULE OF CALIFORNIA STATE DEPARTMENT OF AGING GRANTS

Board of Supervisors
County of Riverside, California

Report on Compliance for Each Major Federal Program

We have audited the County of Riverside's (the County) compliance with the types of compliance requirements described in the U.S. Office of Management and Budget (OMB) *Compliance Supplement* that could have a direct and material effect on each of the County's major federal programs for the year ended June 30, 2019. The County's major federal programs are identified in the summary of auditor's results section of the accompanying schedule of findings and questioned costs.

The County's basic financial statements include the operations of the Housing Authority of the County of Riverside (Housing Authority), a component unit of the County that received \$82,478,746 in federal awards, which is not included in the Schedule of Expenditures and Federal Awards during the year ended June 30, 2019. Our audit, described below, did not include the operations of the Housing Authority because the component unit engaged other auditors to perform an audit in accordance with Uniform Guidance.

Management's Responsibility

Management is responsible for compliance with the federal statutes, regulations, and the terms and conditions of its federal awards applicable to its federal programs.

Auditor's Responsibility

Our responsibility is to express an opinion on compliance for each of the County's major federal programs based on our audit of the types of compliance requirements referred to above. We conducted our audit of compliance in accordance with auditing standards generally accepted in the United States of America; the standards applicable to financial audits contained in *Government Auditing Standards*, issued by the Comptroller General of the United States; and the audit requirements of Title 2 U.S. *Code of Federal Regulations* Part 200, *Uniform Administrative Requirements, Cost Principles, and Audit Requirements for Federal Awards* (Uniform Guidance). Those standards and the Uniform Guidance require that we plan and perform the audit to obtain reasonable assurance about whether noncompliance with the types of compliance requirements referred to above that could have a direct and material effect on a major federal program occurred. An audit includes examining, on a test basis, evidence about the County's compliance with those requirements and performing such other procedures as we considered necessary in the circumstances.

BAKERSFIELD OFFICE (MAIN OFFICE)

4200 TRUXTUN AVENUE
SUITE 300
BAKERSFIELD, CA 93309
TEL 661.324.4971
FAX 661.324.4997
EMAIL info@bacpas.com

FRESNO OFFICE

10 RIVER PARK PLACE EAST
SUITE 208
FRESNO, CA 93720
TEL 559.476.3592

STOCKTON OFFICE

1919 GRAND CANAL BLVD
SUITE C6
STOCKTON, CA 95207
TEL 888.565.1040

WWW.BACPAS.COM

We believe that our audit provides a reasonable basis for our opinion on compliance for each major federal program. However, our audit does not provide a legal determination of the County's compliance.

Opinion on Each Major Federal Program

In our opinion, the County complied, in all material respects, with the types of compliance requirements referred to above that could have a direct and material effect on each of its major federal programs for the year ended June 30, 2019.

Report on Internal Control Over Compliance

Management of the County is responsible for establishing and maintaining effective internal control over compliance with the types of compliance requirements referred to above. In planning and performing our audit of compliance, we considered the County's internal control over compliance with the types of requirements that could have a direct and material effect on each major federal program to determine the auditing procedures that are appropriate in the circumstances for the purpose of expressing an opinion on compliance for each major federal program and to test and report on internal control over compliance in accordance with the Uniform Guidance, but not for the purpose of expressing an opinion on the effectiveness of internal control over compliance. Accordingly, we do not express an opinion on the effectiveness of the County's internal control over compliance.

A deficiency in internal control over compliance exists when the design or operation of a control over compliance does not allow management or employees, in the normal course of performing their assigned functions, to prevent, or detect and correct, noncompliance with a type of compliance requirement of a federal program on a timely basis. *A material weakness in internal control over compliance* is a deficiency, or combination of deficiencies, in internal control over compliance, such that there is a reasonable possibility that material noncompliance with a type of compliance requirement of a federal program will not be prevented, or detected and corrected, on a timely basis. *A significant deficiency in internal control over compliance* is a deficiency, or a combination of deficiencies, in internal control over compliance with a type of compliance requirement of a federal program that is less severe than a material weakness in internal control over compliance, yet important enough to merit attention by those charged with governance.

Our consideration of internal control over compliance was for the limited purpose described in the first paragraph of this section and was not designed to identify all deficiencies in internal control over compliance that might be material weaknesses or significant deficiencies. We did not identify any deficiencies in internal control over compliance that we consider to be material weaknesses. However, material weaknesses may exist that have not been identified.

The purpose of this report on internal control over compliance is solely to describe the scope of our testing of internal control over compliance and the results of that testing based on the requirements of the Uniform Guidance. Accordingly, this report is not suitable for any other purpose.

Report on Schedule of Expenditures of Federal Awards Required by the Uniform Guidance and Supplemental Schedules

We have audited the financial statements of the governmental activities, the business-type activities, each major fund, and the aggregate remaining fund information of the County, as of and for the year ended June 30, 2019, and the related notes to the financial statements, which collectively comprise the County's basic financial statements. We issued our report thereon dated December 12, 2019, which contained unmodified opinions on those financial statements. Our audit was conducted for the purpose of forming opinions on the financial statements that collectively comprise the basic financial statements. We did not audit the financial statements of the Riverside County Flood Control and Water Conservation District (Flood Control District), the Housing Authority of the County of Riverside (Housing Authority), Riverside County Regional Park and Open-Space District (Park District), Perris Valley Cemetery District (the

Cemetery District), Riverside County Redevelopment Successor Agency (Successor Agency), and the Children and Families Commission of Riverside County (the Commission) for the year ended June 30, 2019. Those financial statements were audited by other auditors whose reports thereon have been furnished to us, and our opinions, insofar as it relates to the amounts included for the Flood Control District, Housing Authority, Park District, Cemetery District, Successor Agency, and the Commission are based on the reports of the other auditors.

The accompanying Schedule of Expenditures of Federal Awards, Supplemental Schedule of California Office of Emergency Services (CalOES) Grants, and Supplemental Programs Schedule for Office on Aging State Department of Aging Grants are presented for purposes of additional analysis as required by the Uniform Guidance and are not a required part of the basic financial statements. Such information is the responsibility of management and was derived from and relates directly to the underlying accounting and other records used to prepare the basic financial statements. The information has been subjected to the auditing procedures applied in the audit of the financial statements and certain additional procedures, including comparing and reconciling such information directly to the underlying accounting and other records used to prepare the basic financial statements or to the basic financial statements themselves, and other additional procedures in accordance with auditing standards generally accepted in the United States of America. In our opinion, the Schedule of Expenditures of Federal Awards, Supplemental Schedule of California Office of Emergency Services (CalOES) Grants, and Supplemental Programs Schedule for Office on Aging State Department of Aging Grants are fairly stated in all material respects in relation to the basic financial statements as a whole.

BROWN ARMSTRONG
ACCOUNTANCY CORPORATION

Brown Armstrong
Accountancy Corporation

Bakersfield, California
March 26, 2020

**COUNTY OF RIVERSIDE, CALIFORNIA
SCHEDULE OF EXPENDITURES OF FEDERAL AWARDS
FOR THE YEAR ENDED JUNE 30, 2019**

FEDERAL GRANTORS/PASS-THROUGH GRANTORS PROGRAM NAME:	CFDA NO.	PASS-THROUGH ENTITY IDENTIFYING NO. [1]	AMOUNT	PASS-THROUGH TO SUBRECIPIENTS
U.S. DEPARTMENT OF AGRICULTURE				
<i>Passed through U.S. Forest Service</i>				
Cannabis	10.000	N/A	\$ 15,213	\$ -
<i>Passed through Riverside Unified School District</i>				
Specialty Crop Block Grant Program	10.169	17-041	66,114	-
<i>Passed through California Department of Education</i>				
National School Lunch Program (NSLP)	10.555	N/A	280,326	-
Subtotal - Child Nutrition Cluster			280,326	-
<i>Passed through California Department of Public Health</i>				
Special Supplemental Nutrition Program for Women, Infants, and Children	10.557	15-10105 and 16-10146	20,787,185	-
<i>Passed through California Department of Aging</i>				
State Administrative Matching Grants for Supplemental Nutrition Assistance Program	10.561	SP-1718-21 and SP-1819-21	57,270	-
<i>Passed through California Department of Social Services</i>				
State Administrative Matching Grants for Supplemental Nutrition Assistance Program	10.561	N/A	38,978,252	-
Subtotal - SNAP Cluster			39,035,522	-
<i>Passed through California Department of Food and Agriculture</i>				
Senior Farmers Market Nutrition Program	10.576	PSA21	36,980	-
TOTAL U.S. DEPARTMENT OF AGRICULTURE			60,221,340	-
U.S. DEPARTMENT OF HOUSING AND URBAN DEVELOPMENT				
<i>Passed through Riverside County Economic Development Agency</i>				
Community Development Block Grants/Entitlement Grants	14.218	301-1000087	7,877,584	6,312,944
Emergency Solutions Grant Program	14.231	301-1000087	992,248	908,136
<i>Passed through Department of Housing and Community Development</i>				
Emergency Solutions Grant Program	14.231	17-ESG-11846-CA, 17-ESG-11846-CA-6, 17-ESG-11846-DC-4, 17-ESG-11846-DC-6, 17-ESG-11846-DC-7, 17-ESG-11846-DC-8	446,545	446,545
Subtotal - Emergency Solutions Grant Program			1,438,793	1,354,681
<i>Passed through Riverside County Economic Development Agency</i>				
HOME Investment Partnership Program	14.239	301-1000087	1,554,452	1,286,165
HOME Investment Partnership Program-3rd Party Loans	14.239	301-1000087	271,469	-
Subtotal - HOME Investment Partnership Program			1,825,921	1,286,165
<i>Passed through Department of Public Social Services</i>				
Continuum of Care Program	14.267	COR 0936 08, COR 1055 06, COR 1055 07, COR 1266 03, HA 0664 03, HA 0664 04, HA 0666 03, HA 0666 04, HA 0683 09, HA 0683 10, HA 1017 01, HA 1017 02, HA 1056 06, HA 1056 07, HA 1056 08, JFS 0670 10, JFS 1244 03, JFS 1244 04, LSSC 0665 06, LSSC 0665 07, LSSC 1367 02, LSSC 1367 03, LSSC 1708 00, POL 1364 02, POL 1364 03, POL 1365 02, POL 1365 03, POL 1450 01, POL 1450 02, RUHS 0675 10, RUHS 0679 09, RUHS 0679 10, RUHS 0935 08, RUHS 1136 05, RUHS 1136 06, RUHS 1263 03, RUHS 1449 01, RUHS 1449 02, SUOS 1613 00, SUOS 1613 01, SUOS 1634 00, SUOS 1634 01, USV 0875 05	9,790,343	8,673,306
<i>Passed through Riverside County Department of Public Social Services</i>				
Continuum of Care Program	14.267	CA0679L9D081710, CA0679L9D081708, CA0935L9D081809, CA1136L9D081605, CA1136L9D081706, CA1263LD081603, CA1449L9D081601 and CA1449L9D081702	2,167,958	-
Subtotal - Continuum of Care Program			11,958,301	8,673,306
TOTAL U.S. DEPARTMENT OF HOUSING AND URBAN DEVELOPMENT			23,100,599	17,627,096
U.S. DEPARTMENT OF JUSTICE				
<i>Passed through Alcohol, Tobacco, Firearms & Explosives</i>				
Alcohol, Tobacco, Firearm Task Force	16.XXX	18-LAX-248-AFF	13,109	-
<i>Passed through Drug Enforcement Agency</i>				
Domestic Cannabis Eradication Suppression Program (DCESP)	16.XXX	N/A	28,179	-

[1] N/A – Not Applicable

**COUNTY OF RIVERSIDE, CALIFORNIA
SCHEDULE OF EXPENDITURES OF FEDERAL AWARDS (Continued)
FOR THE YEAR ENDED JUNE 30, 2019**

FEDERAL GRANTORS/PASS-THROUGH GRANTORS PROGRAM NAME:	CFDA NO.	PASS-THROUGH ENTITY IDENTIFYING NO. [1]	AMOUNT	PASS-THROUGH TO SUBRECIPIENTS
U.S. DEPARTMENT OF JUSTICE (Continued)				
<i>Passed through Federal Bureau of Investigation Gang Impact Team (GIT)</i>	16.XXX	281D-LA-2112893	19,180	-
Inland Regional Apprehension Team (IRAT)	16.XXX	N/A	17,126	-
Joint Terrorism Task Force (JTTF)	16.XXX	N/A	15,148	-
<i>Passed through U.S. Marshals Service Joint Law Enforcement Operations (JLEO)</i>	16.111	JLEO-19-0092	17,200	-
<i>Passed through Bureau of Justice Assistance Services for Trafficking Victims</i>	16.320	N/A	205,395	-
<i>Passed through Riverside County Sheriff Office Services for Trafficking Victims</i>	16.320	2016-VT-BX-K063 and 2018-VT-BX-K080	53,004	-
Subtotal - Services for Trafficking Victims			258,399	-
Adult Drug Court	16.385	N/A	56,567	-
<i>Passed through California Office of Emergency Services & Board of State and Community Corrections Crime Victim Assistance</i>	16.575	VW17-36-0330, VW18-37-0330 and XC16-01-0330	2,756,501	-
<i>Passed through California Office of Emergency Services & Board of State and Community Corrections Grants to Encourage Arrest Policies and Enforcement of Protection Orders Program</i>	16.590	HA17-04-0330 and HA18-01-0330	302,682	-
<i>Passed through Riverside County Sheriff Office Grants to Encourage Arrest Policies and Enforcement of Protection Orders Program</i>	16.590	2015-WE-AX-0005	60,304	-
Subtotal - Grants to Encourage Arrest Policies and Enforcement of Protection Orders Program			362,986	-
<i>Passed through Riverside County Sheriff Office State Criminal Alien Assistance Program</i>	16.606	N/A	905,504	-
Bulletproof Vest Partnership Program	16.607	N/A	37,367	-
Edward Byrne Memorial Justice Assistance Grant Program	16.738	N/A	100,053	-
<i>Direct Programs Body-worn Camera Policy & Implementation Program</i>	16.835	N/A	2,082	-
TOTAL U.S. DEPARTMENT OF JUSTICE			4,589,401	-
U.S. DEPARTMENT OF LABOR				
<i>Passed through California Department of Aging Senior Community Service Employment Program (SCSEP)</i>	17.235	TV-1718-21	751,325	-
<i>Passed through California Employment Development Department Workforce Innovation and Opportunity Act (WIOA) Adult Program</i>	17.258	201,202,500	6,502,718	-
WIOA Youth Activities	17.259	301,302	5,592,475	4,659,990
WIOA Dislocated Worker Formula Grants	17.278	501,502,540,541	4,751,267	-
Subtotal - WIOA Cluster			16,846,460	4,659,990
TOTAL U.S. DEPARTMENT OF LABOR			17,597,785	4,659,990

[1] N/A – Not Applicable

**COUNTY OF RIVERSIDE, CALIFORNIA
SCHEDULE OF EXPENDITURES OF FEDERAL AWARDS (Continued)
FOR THE YEAR ENDED JUNE 30, 2019**

FEDERAL GRANTORS/PASS-THROUGH GRANTORS PROGRAM NAME:	CFDA NO.	PASS-THROUGH ENTITY IDENTIFYING NO. [1]	AMOUNT	PASS-THROUGH TO SUBRECIPIENTS
U.S. DEPARTMENT OF TRANSPORTATION				
<i>Direct Programs</i>				
Airport Improvement Program	20.106	N/A	1,099,925	-
		5956(268), ATPSB1N1-5956(269), BRLSZ-5956(192), BRLS-5956(230), BRLS-5956(200), BRLS-5956(225), BRLS-5956(226), BRLS-5956(227), BRLS-5956(228), BRLS-5956(229), BRLS-5956(231), BPMP-5956(224), BRLO-5956(239), BRLS-5956(238), BRLS-5956(252), CMTCIFNL-5956(193), CMTCIFL-5956(217), HSIPL- 5956(263), HSIPL-5956(236), HRRRL-5956(219), HSIPL-5956(260), HSIPL-5956(264), STPLN- 0104(064), STPLN-5956(262), STPLN-5956(234), STPL- 5956(195)	10,987,588	-
Highway Planning and Construction	20.205		10,987,588	-
Subtotal - Highway Planning and Construction Cluster			10,987,588	-
<i>Passed through California Office of Traffic Safety</i>				
State and Community Highway Safety	20.600	AL18025, DI19015, OP18014, OP19010, PS18021 and PS19018	1,398,419	-
National Priority Safety Program	20.616	DI18010 and DI19016	322,750	-
<i>Passed through California Office of Traffic Safety and U.S. Department of Alcohol Beverage Control</i>				
National Priority Safety Program	20.616	N/A	9,438	-
Subtotal - Highway Safety Cluster			1,730,607	-
Minimum Penalties for Repeat Offenders for Driving While Intoxicated	20.608	N/A	283,061	-
<i>Passed through California Department of Community Services and Development</i>				
Weatherization Assistance for Low-Income Persons Program	20.703	065-0000	14,419	-
TOTAL U.S. DEPARTMENT OF TRANSPORTATION			14,115,600	-
U.S. DEPARTMENT OF ENERGY				
<i>Passed through California Department of Community Services and Development</i>				
Weatherization Assistance for Low-Income Persons Program	81.042	17C-4019	156,053	15,741
TOTAL U.S. DEPARTMENT OF ENERGY			156,053	15,741
U.S. DEPARTMENT OF EDUCATION				
<i>Passed through California Department of Rehabilitation</i>				
Rehabilitation Services - Vocational Rehabilitation Grants to States	84.126	EP1230287	405,361	-
TOTAL U.S. DEPARTMENT OF EDUCATION			405,361	-
U.S. DEPARTMENT OF HEALTH AND HUMAN SERVICES				
<i>Passed through California Department of Aging</i>				
Special Programs for the Aging - Title VII, Ch 3-Prgm for Prevention of Elder Abuse, Neglect and Expl.	93.041	AP-1819-21	29,449	-
Special Programs for the Aging - Title VII, Chapter 2-Long Term Care Ombudsman Services for Older Ind.	93.042	AP-1819-21	65,896	65,896
Special Programs for the Aging - Title III, Part D-Disease Prevention and Health Promotion Services	93.043	AP-1819-21	106,048	-
Special Programs for the Aging - Title III, Part B-Grants for Supportive Services and Senior Centers	93.044	AP-1819-21	2,834,198	753,393
Special Programs for the Aging - Title III, Part C-Nutrition Services	93.045	AP-1819-21	3,811,144	2,638,371
Nutrition Service Incentive Program (NSIP)	93.053	AP-1819-21	455,011	455,011
Subtotal - Aging Cluster			7,100,353	3,846,775
National Family Caregiver Support, Title III, Part E	93.052	AP-1819-21	1,009,407	209,158
<i>Passed through California Department of Public Health - Emergency Preparedness Office</i>				
Public Health Emergency Preparedness	93.069	17-10183	305,524	-
<i>Passed through California Department of Health and Human Services</i>				
Medicare Enrollment Assistance Program	93.071	MI-1819-21	77,061	69,611
<i>Passed through California Department of Social Services</i>				
Guardianship Assistance	93.090	N/A	3,576,531	-
<i>Passed through California Department of Mental Health</i>				
Comprehensive Community Mental Health Services for Children with Serious Emotional Disturbances	93.104	1U79SM062464-01	880,190	-
<i>Passed through California Department of Health Services</i>				
Project Grants and Cooperative Agreements for Tuberculosis Control Programs	93.116	6NU52PS004656	193,339	-
<i>Passed through California Department of Mental Health</i>				
Projects for Assistance in Transition from Homelessness (PATH)	93.150	2X06SM016005-12	312,804	-

[1] N/A – Not Applicable

See accompanying note to schedule of expenditures of federal awards.

**COUNTY OF RIVERSIDE, CALIFORNIA
SCHEDULE OF EXPENDITURES OF FEDERAL AWARDS (Continued)
FOR THE YEAR ENDED JUNE 30, 2019**

FEDERAL GRANTORS/PASS-THROUGH GRANTORS PROGRAM NAME:	CFDA NO.	PASS-THROUGH ENTITY IDENTIFYING NO. [1]	AMOUNT	PASS-THROUGH TO SUBRECIPIENTS
U.S. DEPARTMENT OF HEALTH AND HUMAN SERVICES (Continued)				
<i>Passed through California Department of Public Health Childhood Lead Poisoning Prevention Projects - State and Local Childhood Lead Poisoning Prevention and Surveillance of Blood Lead Levels in Children</i>	93.197	17-10029	180,537	-
Family Planning - Services	93.217	16-10214	43,589	-
<i>Passed through California Family Health Council</i>				
Family Planning - Services	93.217	754-5320-71209	291,151	-
Subtotal - Family Planning - Services			334,740	-
<i>Passed through Human Resources and Services Administration</i>				
Consolidated Health Centers (Community Health Centers, Migrant Health Centers, Health Care)	93.224	H80CS28990	1,049,549	-
<i>Passed through California Department of Health Services</i>				
Immunization Cooperative Agreements	93.268	13-20305	491,552	-
<i>Passed through California Department of Public Health - Emergency Preparedness Office</i>				
Centers for Disease Control and Prevention - Investigations and Technical Assistance	93.283	14-10531 and 17-10183	1,012,786	-
<i>Passed through California Department of Health and Human Services</i>				
State Health Insurance Assistance Program	93.324	HI-1718-21	320,216	287,905
<i>Passed through California Department of Health Services</i>				
Affordable Care Act (ACA) Maternal, Infant, and Early Childhood Home Visiting Program	93.505	201833 and 15-10166	1,290,228	-
<i>Passed through California Department of Social Services</i>				
Promoting Safe and Stable Families	93.556	N/A	1,690,368	-
Temporary Assistance for Needy Families (TANF)	93.558	N/A	103,716,268	-
Subtotal - TANF Cluster			103,716,268	-
<i>Passed through California Department of Child Support Services</i>				
Child Support Enforcement	93.563	N/A	23,081,861	23,081,861
<i>Passed through California Department of Social Services</i>				
Refugee and Entrant Assistance - State Administered Programs	93.566	N/A	168,184	-
<i>Passed through California Department of Community Services and Development</i>				
Low-Income Home Energy Assistance Program	93.568	N/A	(4,455)	-
Low-Income Home Energy Assistance Program	93.568	18B-4027	2,638,351	330,760
Low-Income Home Energy Assistance Program	93.568	19B-5027	1,062,093	359,706
Subtotal - Low-Income Home Energy Assistance Program			3,695,989	690,466
<i>Passed through California Department of Community Services and Development</i>				
Community Services Block Grant (CSGB)	93.569	18F-5032	1,890,503	-
Community Services Block Grant (CSGB)	93.569	19F-4032	43,178	-
Subtotal - CSBG			1,933,681	-
<i>Passed through California Department of Education</i>				
Child Care Mandatory and Matching Funds of the Child Care and Development Fund	93.596	N/A	2,133,101	-
Subtotal - CCDF Cluster			2,133,101	-
<i>Passed through California Department of Aging</i>				
Financial Alignment Grant	93.626	FA-1718-21	65,767	59,263
<i>Passed through California Department of Social Services</i>				
Child Welfare Services - State Grants	93.645	N/A	2,591,980	-
Foster Care - Title IV-E	93.658	N/A	42,365,037	-
Adoption Assistance	93.659	N/A	38,634,774	-
Social Services Block Grant	93.667	N/A	4,589,068	-
Chafee Foster Care Independence Program	93.674	N/A	604,091	-
<i>Passed through California Department of Health and Human Services</i>				
Medical Assistance Program	93.778	MS-1819-24	468,542	-
<i>Passed through California Department of Health Care Services</i>				
Medical Assistance Program	93.778	AB1111	9,000,196	1,031,422
<i>Passed through California Department of Social Services</i>				
Medical Assistance Program	93.778	N/A	130,686,983	-
Subtotal Medicaid Cluster			140,155,721	1,031,422

[1] N/A – Not Applicable

See accompanying note to schedule of expenditures of federal awards.

**COUNTY OF RIVERSIDE, CALIFORNIA
SCHEDULE OF EXPENDITURES OF FEDERAL AWARDS (Continued)
FOR THE YEAR ENDED JUNE 30, 2019**

FEDERAL GRANTORS/PASS-THROUGH GRANTORS PROGRAM NAME:	CFDA NO.	PASS-THROUGH ENTITY IDENTIFYING NO. [1]	AMOUNT	PASS-THROUGH TO SUBRECIPIENTS
U.S. DEPARTMENT OF HEALTH AND HUMAN SERVICES (Continued)				
<i>Passed through California Department of Public Health - Emergency Preparedness Office</i> National Bioterrorism Hospital Preparedness Program	93.889	14-10531, 15-10584 and 17-10183	358,940	-
<i>Passed through San Bernardino County Department of Public Health</i> HIV Emergency Relief Project Grants	93.914	17-80	778,545	-
<i>Passed through California Department of Public Health</i> HIV Care Formula Grants	93.917	16-10854	175,884	-
HIV Prevention Activities - Health Department Based	93.940	15-11069, 16-10793 and 18-10765	2,362,331	-
<i>Passed through California Department of Mental Health</i> Block Grants for Community Mental Health Services	93.958	3B09SM010005-13	4,420,581	-
<i>Passed through California Department of Alcohol and Drug</i> Block Grants for Prevention and Treatment of Substance Abuse	93.959	10-NNA33	10,347,540	-
<i>Passed through California Department of Public Health</i> Maternal and Child Health Services Block Grant to the States	93.994	201833	770,124	-
TOTAL U.S. DEPARTMENT OF HEALTH AND HUMAN SERVICES			402,976,065	29,342,357
NATIONAL SENIOR SERVICE CORPORATION				
<i>Passed through Corporation for National and Community Service</i> Retired Senior Volunteer Program	94.002	16SRPCA006	61,582	-
TOTAL NATIONAL SENIOR SERVICE CORPORATION			61,582	-
OFFICE OF NATIONAL DRUG CONTROL POLICY				
<i>Direct Program</i> High Intensity Drug Trafficking Areas Program	95.001	LA HIDTA	1,238,759	-
TOTAL OFFICE OF NATIONAL DRUG CONTROL POLICY			1,238,759	-
SOCIAL SECURITY ADMINISTRATION				
<i>Direct Program</i> Social Security Administration	96.000	N/A	167,000	-
TOTAL SOCIAL SECURITY ADMINISTRATION			167,000	-
U.S. DEPARTMENT OF HOMELAND SECURITY				
<i>Passed through Riverside County Department of Public Social Services</i> Emergency Food and Shelter National Board Program	97.024	Phase 31 LKU U8ZUUU-0/5/U8ZUUU-109/U8ZUUU-111/082000-113/082000-169	287,913	-
<i>Passed through California Department of Public Health - Emergency Preparedness Office</i> Hazard Mitigation Grant Program	97.039	N/A	55,258	-
<i>Passed through California Office of Emergency Services (CalOES)</i> Emergency Management Performance Grants	97.042	2017-0007, 2018-166 and 2019-136	501,083	187,611
<i>Direct Program</i> Homeland Security Grant Program	97.067	2015-00078, 2016-0102, 2017-0083 and 2018-0054	2,073,596	1,333,711
<i>Passed through California Office of Emergency Services (CalOES)</i> Homeland Security Grant Program	97.067	065-00000 and 065-95007	105,073	-
<i>Passed through Riverside County Emergency Management Department</i> Homeland Security Grant Program	97.067	2017-0083, EM-18-104	66,551	66,551
Subtotal - Homeland Security Grant Program			2,245,220	1,400,262
TOTAL U.S. DEPARTMENT OF HOMELAND SECURITY			3,089,474	1,587,873
TOTAL EXPENDITURES OF FEDERAL AWARDS, EXCLUDING FEDERAL LOAN BALANCES CARRIED FORWARD FROM PRIOR YEAR			527,719,019	53,233,057
FEDERAL LOAN BALANCES CARRIED FORWARD FROM PRIOR YEAR				
U.S. DEPARTMENT OF HOUSING AND URBAN DEVELOPMENT				
<i>Passed through Riverside County Economic Development Agency</i> Community Development Block Grants/Entitlement Grants-3rd Party Loans	14.218	301-1000087	29,044,269	-
HOME Investment Partnership Program-3rd Party Loans	14.239	301-1000087	52,942,909	-
TOTAL FEDERAL LOAN BALANCES CARRIED FORWARD FROM PRIOR YEAR			81,987,178	-
TOTAL EXPENDITURES OF FEDERAL AWARDS, INCLUDING FEDERAL LOAN BALANCES CARRIED FORWARD FROM PRIOR YEAR			\$ 609,706,197	\$ 53,233,057

[1] N/A – Not Applicable

See accompanying note to schedule of expenditures of federal awards.

**COUNTY OF RIVERSIDE, CALIFORNIA
NOTE TO SCHEDULE OF EXPENDITURES OF FEDERAL AWARDS
FOR THE YEAR ENDED JUNE 30, 2019**

NOTE 1 – SUMMARY OF SIGNIFICANT ACCOUNTING POLICIES

A. General

The accompanying Schedule of Expenditures of Federal Awards presents the activity of all Federal award programs of the County of Riverside, California (the County), except for the Federal awards granted to the Housing Authority of the County of Riverside, which is separately audited and reported on in accordance with the U.S. Office of Management and Budget (OMB) Uniform Guidance. Federal awards received directly from Federal agencies, as well as Federal awards passed through nonfederal agencies, primarily the State of California, except as noted above, are included on the schedule. The County’s reporting entity is defined in Note 1 to the County’s basic financial statements.

B. Basis of Accounting

The accompanying Schedule of Expenditures of Federal Awards is presented using the modified accrual basis of accounting for program expenditures accounted for in the governmental funds and the accrual basis of accounting for program expenditures accounted for in the proprietary funds as described in Note 1 to the County’s basic financial statements.

C. Relationship to Basic Financial Statements

Federal award expenditures agree, or can be reconciled with, the amounts reported in the County’s basic financial statements.

D. Relationship to Federal Financial Reports

Amounts reported in the Schedule of Expenditures of Federal Awards are in material agreement with the amounts reported in the related Federal financial reports for the Federal award programs.

E. Indirect Cost Rate

The County has elected not to use the 10 percent de minimus indirect cost rate allowed under the Uniform Guidance.

F. Loans Outstanding

The following programs had federally-funded loans outstanding at June 30, 2019 and 2018:

CFDA Number	Program Title	Amount Outstanding				June 30, 2019
		July 1, 2018	New Loans	Loan Payments	Forgiven	
14.218	Community Development Block Grant/Entitlement Grants	\$ 29,641,996	\$ -	\$ (597,727)	\$ -	\$ 29,044,269
14.239	HOME Investment Partnerships Program	53,321,802	271,469	(378,893)	-	53,214,378

**COUNTY OF RIVERSIDE, CALIFORNIA
SCHEDULE OF FINDINGS AND QUESTIONED COSTS
FOR THE YEAR ENDED JUNE 30, 2019**

I. SUMMARY OF AUDITOR'S RESULTS

FINANCIAL STATEMENTS

Type of auditor's report issued:	Unmodified
Internal control over financial reporting:	
Material weaknesses identified?	No
Significant deficiencies identified not considered to be material weaknesses?	No
Noncompliance material to financial statements noted?	No

FEDERAL AWARDS

Internal control over major programs:	
Material weaknesses identified?	No
Significant deficiencies identified not considered to be material weaknesses?	No
Type of auditor's report issued on compliance for major programs:	Unmodified
Any audit findings disclosed that are required to be reported in accordance with the Uniform Guidance?	No

Identification of major programs:

CFDA Numbers	Name of Federal Program or Cluster
10.557	WIC Special Supplemental Nutrition Program for Women, Infant, and Child
14.218	Community Development Block Grants/Entitlement Grants
93.044/93.045/93.053	Aging Cluster
93.778	Medical Assistance Program
93.940	HIV Prevention Activities Health Department Based

Dollar threshold used to distinguish between Type A and Type B programs:	\$ 3,000,000
Auditee qualified as low-risk auditee?	Yes

II. FINANCIAL STATEMENT FINDINGS

None noted.

III. FEDERAL AWARD FINDINGS AND QUESTIONED COSTS

None noted.

**COUNTY OF RIVERSIDE, CALIFORNIA
SCHEDULE OF PRIOR YEAR AUDIT FINDINGS AND QUESTIONED COSTS
FOR THE YEAR ENDED JUNE 30, 2019**

I. FINANCIAL STATEMENT FINDINGS

None noted.

II. FEDERAL AWARD FINDINGS AND QUESTIONED COSTS

None noted.

**COUNTY OF RIVERSIDE, CALIFORNIA
SUPPLEMENTAL SCHEDULE OF
CALIFORNIA OFFICE OF EMERGENCY SERVICES (CalOES) GRANTS
FOR THE YEAR ENDED JUNE 30, 2019**

Grant No./Pass-Through Grantor No.	Pass-Through Entity Grantor	Description			
HA17-04-0330/065-00000	CAL-OES	Human Trafficking Advocacy Program			
Personnel Services		\$ 32,781	Federal Portion	\$ 34,872	
Operating Expenses		11,653	Match	9,562	
Equipment		-			
		<u>\$ 44,434</u>		<u>\$ 44,434</u>	
HA18-01-0330/065-00000	CAL-OES	Human Trafficking Advocacy Program			
Personnel Services		\$ 135,139	Federal Portion	\$ 109,372	
Operating Expenses		790	Match	26,557	
Equipment		-			
		<u>\$ 135,929</u>		<u>\$ 135,929</u>	
VW17-36-0330/065-00000	CAL-OES	Victim Witness Assistance Program			
Personnel Services		\$ 329,342	Federal Portion	\$ 508,601	
Operating Expenses		179,259	Match	-	
Equipment		-			
		<u>\$ 508,601</u>		<u>\$ 508,601</u>	
VW18-37-0330/065-00000	CAL-OES	Victim Witness Assistance Program			
Personnel Services		\$ 1,496,946	Federal Portion	\$ 1,341,669	
Operating Expenses		128,424	Match	283,701	
Equipment		-			
		<u>\$ 1,625,370</u>		<u>\$ 1,625,370</u>	
XC16-01-0330/065-00000	CAL-OES	County Victim Services Program			
Personnel Services		\$ 929,051	Federal Portion	\$ 906,231	
Operating Expenses		264,207	Match	287,027	
Equipment		-			
		<u>\$ 1,193,258</u>		<u>\$ 1,193,258</u>	
2017-0007/065-00000	CAL-OES	Emergency Management Performance Grant			
Personnel Services		\$ 24,532	Federal Portion	\$ 53,837	
Operating Expenses		83,141	Match	53,837	
Equipment		-			
		<u>\$ 107,673</u>		<u>\$ 107,674</u>	
2018-166/065-00000	CAL-OES	Emergency Management Performance Grant			
Personnel Services		\$ 204,215	Federal Portion	\$ 299,216	
Operating Expenses		394,217	Match	299,216	
Equipment		-			
		<u>\$ 598,432</u>		<u>\$ 598,432</u>	
2019-136/065-00000	CAL-OES	Emergency Management Performance Grant			
Personnel Services		\$ -	Federal Portion	\$ 504	
Operating Expenses		1,008	Match	504	
Equipment		-			
		<u>\$ 1,008</u>		<u>\$ 1,008</u>	
EM-18-104/065-00000	CAL-OES	Countywide HazMat Operation Group (CHOG)			
Personnel Services		\$ -	Federal Portion	\$ 48,026	
Operating Expenses		22,200	Match	-	
Equipment		25,826			
		<u>\$ 48,026</u>		<u>\$ 48,026</u>	
2016/065-950007	CAL-OES	State Homeland Security Grant Program (SHSGP)			
Personnel Services		\$ -	Federal Portion	\$ 61,733	
Operating Expenses		61,733	Match	-	
Equipment		-			
		<u>\$ 61,733</u>		<u>\$ 61,733</u>	

**COUNTY OF RIVERSIDE, CALIFORNIA
SUPPLEMENTAL SCHEDULE OF
CALIFORNIA OFFICE OF EMERGENCY SERVICES (CalOES) GRANTS (Continued)
FOR THE YEAR ENDED JUNE 30, 2019**

Grant No./Pass-Through Grantor No.	Pass-Through Entity Grantor	Description			
2017/065-00000	CAL-OES	State Homeland Security Grant Program (SHSGP)			
Personnel Services		\$ -	Federal Portion	\$ 43,340	
Operating Expenses		7,340	Match	-	
Equipment		36,000			
		<u>\$ 43,340</u>		<u>\$ 43,340</u>	
2016-0102/065-00000	CAL-OES	State Homeland Security Program (SHSP)			
Personnel Services		\$ 171,950	Federal Portion	\$ 909,408	
Operating Expenses		737,458	Match	-	
Equipment		-			
		<u>\$ 909,408</u>		<u>\$ 909,408</u>	
2017-0083/065-00000	CAL-OES	State Homeland Security Program (SHSP)			
Personnel Services		\$ 245,480	Federal Portion	\$ 1,092,239	
Operating Expenses		828,234	Match	-	
Equipment		18,525			
		<u>\$ 1,092,239</u>		<u>\$ 1,092,239</u>	
2018-0054/065-00000	CAL-OES	State Homeland Security Program (SHSP)			
Personnel Services		\$ 1,626	Federal Portion	\$ 88,813	
Operating Expenses		87,187	Match	-	
Equipment		-			
		<u>\$ 88,813</u>		<u>\$ 88,813</u>	
065-00000	CAL-OES	Hazardous Materials Emergency			
Personnel Services		\$ -	Federal Portion	\$ 14,419	
Operating Expenses		14,419	Match	-	
Equipment		-			
		<u>\$ 14,419</u>		<u>\$ 14,419</u>	

**COUNTY OF RIVERSIDE, CALIFORNIA
SUPPLEMENTAL PROGRAMS SCHEDULE FOR OFFICE ON AGING
STATE DEPARTMENT OF AGING GRANTS
FOR THE YEAR ENDED JUNE 30, 2019**

County Program Title	CFDA No.	PASS-THROUGH ENTITY IDENTIFYING NO.	Federal		State		County Funded
			Expenditures	Pass-Through to Subrecipients	Expenditures	Pass-Through to Subrecipients	
U.S. DEPARTMENT OF AGRICULTURE							
<i>Passed through California Department of Aging</i> Supplemental Nutrition Assistance Program-Education (SNAP-Ed)	10.561	SP-1718-21	\$ 57,270	\$ -	\$ -	\$ -	\$ -
TOTAL U.S. DEPARTMENT OF AGRICULTURE			57,270	-	-	-	-
U.S. DEPARTMENT OF LABOR							
<i>Passed through California Department of Aging</i> Senior Community Service Employment Program (SCSEP)	17.235	TV-1819-21	751,325	-	-	-	127,614
TOTAL U.S. DEPARTMENT OF LABOR			751,325	-	-	-	127,614
U.S. DEPARTMENT OF HEALTH AND HUMAN SERVICES							
<i>Passed through California Department of Aging</i> Special Programs for the Aging - Title VII, Ch 3-Prgm for Prevention of Elder Abuse, Neglect and Exploitation	93.041	AP-1819-21	29,449	-	-	-	678
Special Programs for the Aging - Title VII, Chapter 2-Long Term Care Ombudsman Services for Older Individuals	93.042	AP-1819-21	65,896	65,896	-	-	-
Special Programs for the Aging - Title III, Part D-Disease Prevention and Health Promotion Services	93.043	AP-1819-21	106,048	-	-	-	-
Special Programs for the Aging - Title III, Part B-Grants for Supportive Services and Senior Centers	93.044	AP-1819-21	2,834,198	753,393	131,131	131,131	336,347
Special Programs for the Aging - Title III, Part C-Nutrition Services	93.045	AP-1819-21	3,811,144	2,638,371	442,828	441,387	441,804
Nutrition Service Incentive Program (NSIP)	93.053	AP-1819-21	455,011	455,011	-	-	-
Subtotal - California Department of Aging Programs			7,301,746	3,912,671	573,959	572,518	778,829
National Family Caregiver Support, Title III, Part E	93.052	AP-1819-21	1,009,407	209,158	-	-	555,518
Medicare Improvements for Patients and Providers Act (MIPPA)	93.071	MI-1819-21	77,061	69,611	-	-	-
State Health Insurance Assistance Program	93.324	HI-1718-21	320,216	287,905	536,446	482,800	-
Financial Alignment Grant	93.626	FA-1718-21	65,767	59,263	-	-	-
Medical Assistance Program	93.778	MS-1819-24	468,542	-	468,541	-	-
TOTAL DEPARTMENT OF HEALTH AND HUMAN SERVICES			9,242,739	4,538,608	1,578,946	1,055,318	1,334,347
U.S. DEPARTMENT OF AGRICULTURE							
<i>Passed through California Department of Food and Agriculture</i> Senior Farmers Market Nutrition Program	10.576	PSA21	36,980	-	-	-	-
TOTAL DEPARTMENT OF AGRICULTURE			36,980	-	-	-	-
NATIONAL SENIOR SERVICE CORPORATION							
<i>Passed through Corporation for National and Community Service</i> Retired and Senior Volunteer Program	94.002	16SRPCA006	61,582	-	-	-	-
TOTAL NATIONAL SENIOR SERVICE CORPORATION			61,582	-	-	-	-
TOTAL			\$ 10,149,896	\$ 4,538,608	\$ 1,578,946	\$ 1,055,318	\$ 1,461,961